

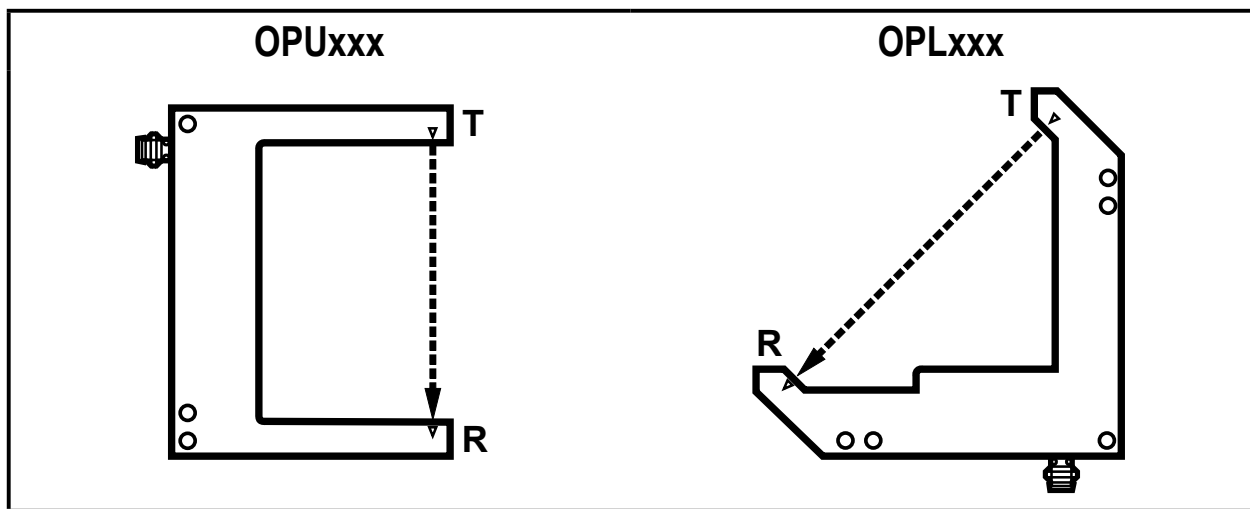


Optical fork sensors / Optical angle sensors

1 Functions and features

The optical fork sensors / optical angle sensors detect objects and materials without contact and indicate their presence by a switching signal.

2 Mounting



T: transmitter; R: receiver

3 Electrical connection

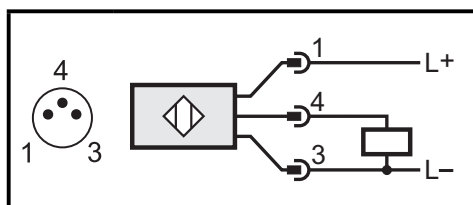


The following information is valid, if an UL Listingmark is applied on the product:

- ▶ For use in NFPA 79 applications only. Adapters providing field wiring means are available from the manufacturer. Refer to manufacturers information.
- ▶ The device shall be supplied from a class 2 rated power supply.

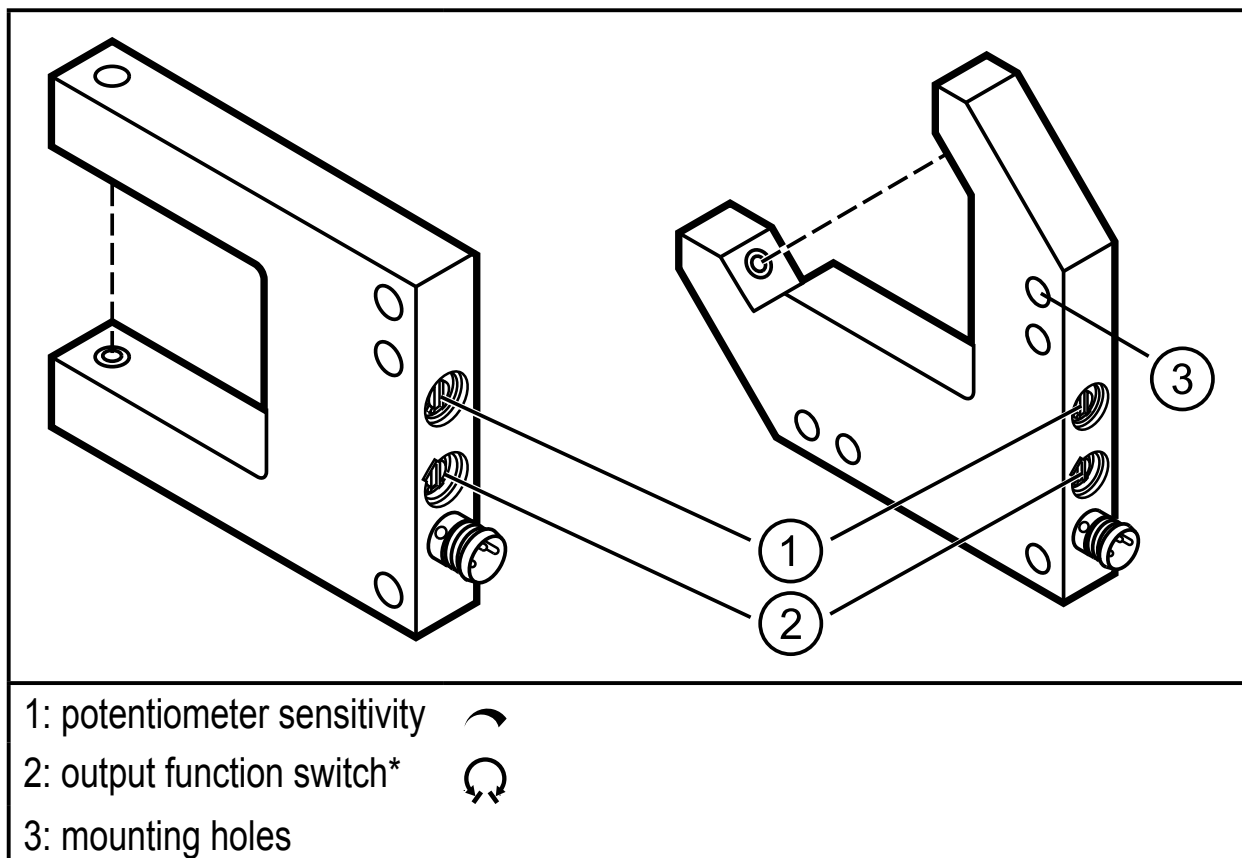


DC PNP



pin 1 = L+
pin 3 = L-
pin 4 = load

4 Operating and display elements



1: potentiometer sensitivity



2: output function switch*



3: mounting holes

5 Technical data

Electrical design	DC PNP
Output	* light-on/dark-on mode selectable
Operating voltage [V]	10...35 V DC
Current rating [mA]	200
Current consumption [mA]	< 30
Operating temperature [°C]	-25...60
Protection	IP 67, III